

STRONG FAMILIES TAX CREDIT

Instructions for corporations to claim the tax credit for the benefit of One More Child.



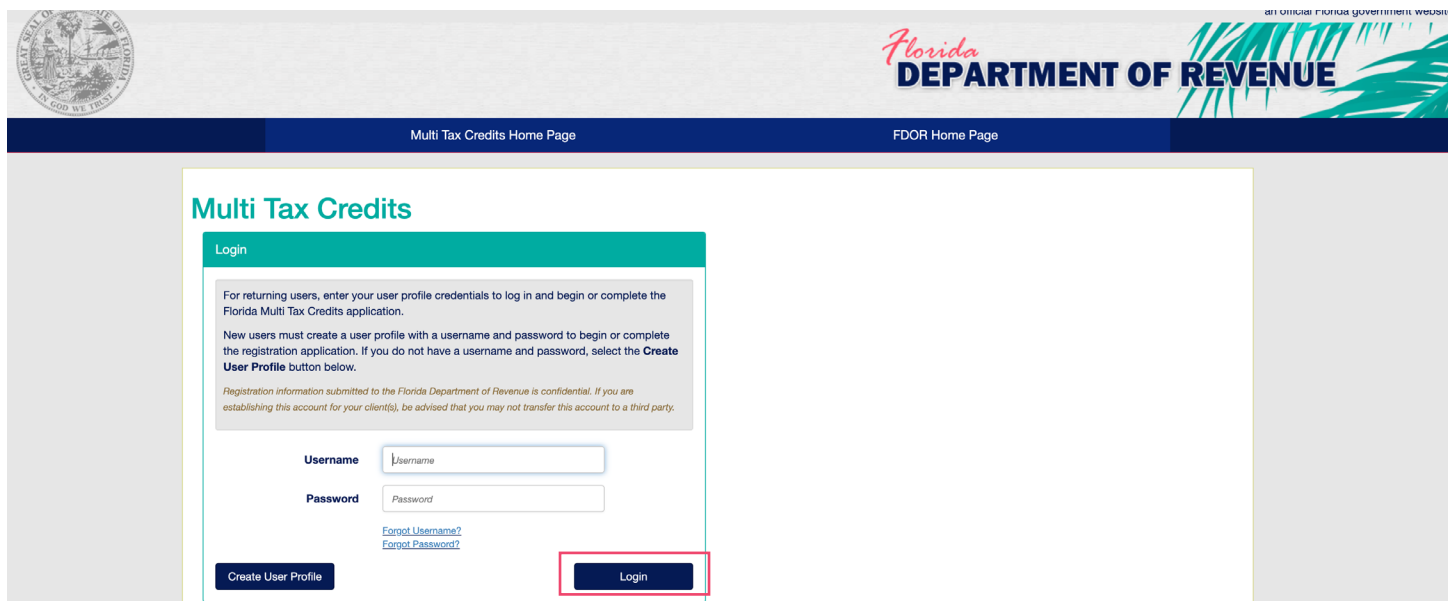
You can make a charitable donation, and earn dollar-for-dollar tax credit while supporting vulnerable children and struggling families through One More Child.

You will need the following to complete the application:

- Federal ID Number (FEIN), business address, and contact information
- Total amount of the tax liability (and the type of tax) you want to claim credit to offset through a donation to One More Child. **Note you do not have to make the donation at this time**
- If you file Florida corporate income tax/franchise tax return on a consolidated basis, you will need the name and FEIN of the parent company

To apply for these funds, please see below for step-by-step instructions. Note the application should be completed by an officer, owner, or partner of the corporation.

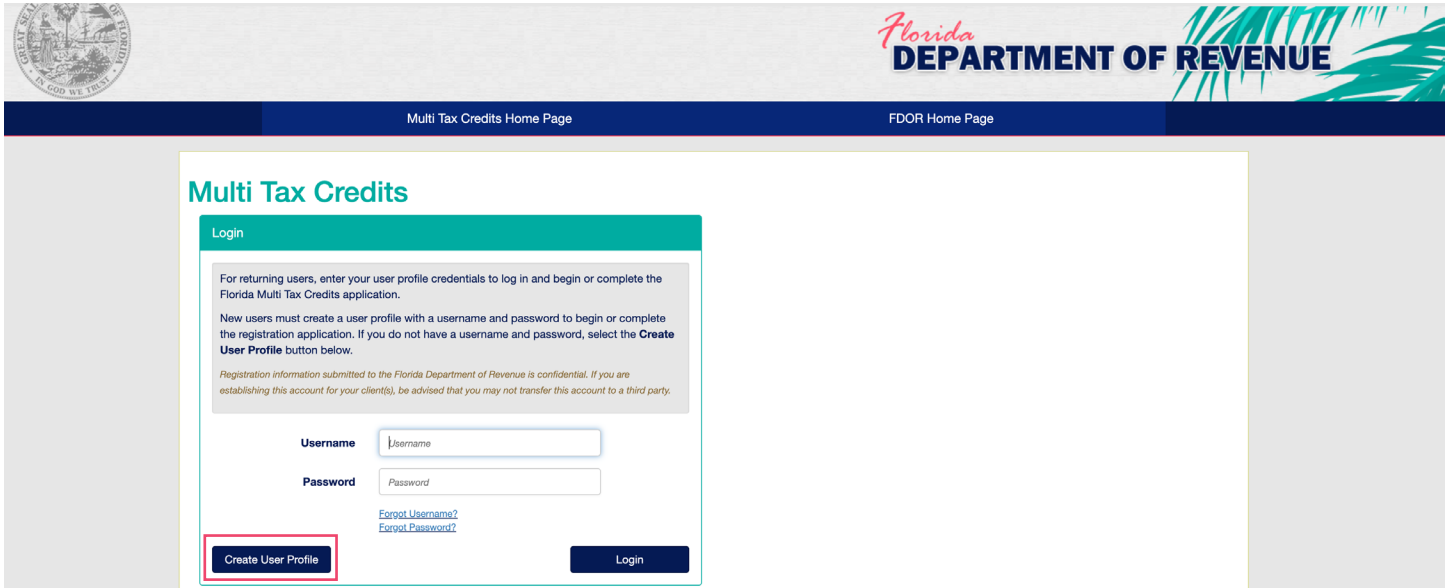
1. Go to the [Multi-Tax Credits Application](#) on the Florida DOR website to either verify your login is active (if you already have an account) or to create a user profile (first time users).
2. If you already have an account, click “Login”, enter your details, and skip to step 5. Otherwise proceed with step 3.



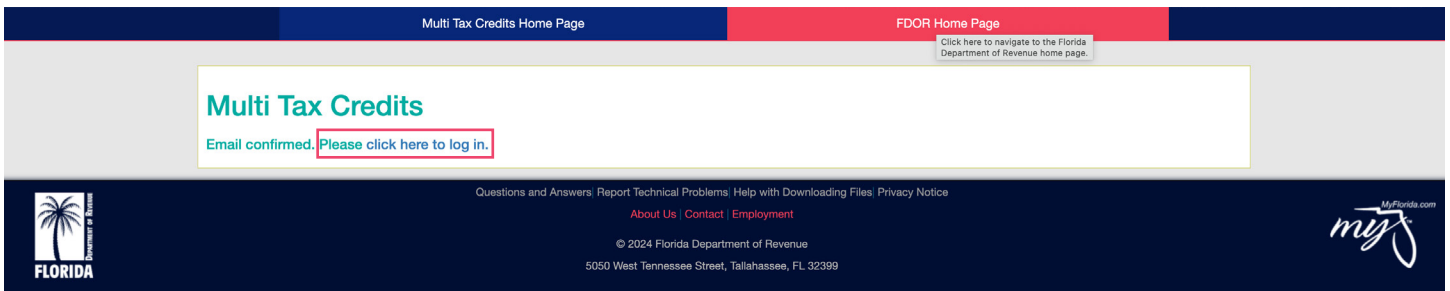
3. If you do not have a user profile on the Multi-Tax Credits Application, go to the [Multi-Tax Credits Application](#) on the Florida DOR website, click “Create User Profile” and create a username, email address, and password.

STRONG FAMILIES TAX CREDIT

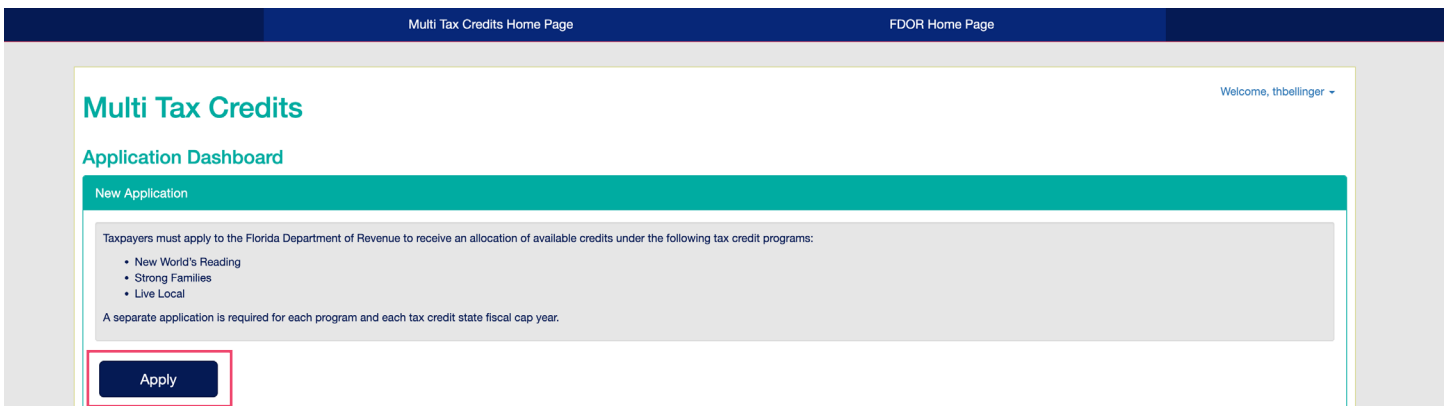
Instructions for corporations to claim the tax credit for the benefit of One More Child.



4. You will be sent a confirmation email. Once you receive the email, click the link in the email to confirm your registration. The following site will load. Click “click here to log in” then log in using the credentials you just created to ensure you have access.



5. You will be taken to the Multi Tax Credits Application Dashboard where you can click “Apply”.



STRONG FAMILIES TAX CREDIT

Instructions for corporations to claim the tax credit for the benefit of One More Child.



6. Select “Strong Families” for the Tax Credit Program.

The screenshot shows the 'Multi Tax Credits' application form. The 'Tax Credit Program' dropdown menu is open, showing options: 'Live Local', 'New Worlds Reading', and 'Strong Families' (highlighted with a red box). Other fields include 'Charitable Organization' and 'Tax Credit Cap Year'. A blue 'Add Allocation' button is visible at the bottom right.

7. Select “One More Child” for the Charitable Organization.

The screenshot shows the 'Multi Tax Credits' application form. The 'Charitable Organization' dropdown menu is open, showing options: 'Florida Foster Care Review', 'Man Up and Go Inc', 'One More Child' (highlighted with a red box), 'Parc Center for Disabilities', and 'Safe Families for Children - Florida, LLC'. The 'Tax Credit Program' is set to 'Strong Families'. A blue 'Add Allocation' button is visible at the bottom right.

8. Select appropriate year for the Tax Credit Cap Year.

The screenshot shows the 'Multi Tax Credits' application form. The 'Tax Credit Cap Year' dropdown menu is open, showing options: '2022-2023', '2023-2024' (highlighted with a blue bar), and '2024-2025'. The 'Tax Credit Program' is set to 'Strong Families' and the 'Charitable Organization' is set to 'One More Child'. A blue 'Add Allocation' button is visible at the bottom right.

STRONG FAMILIES TAX CREDIT

Instructions for corporations to claim the tax credit for the benefit of One More Child.



9. Select the applicable Allocation Type.

The screenshot shows the 'New Application' form with the following fields:

- Tax Credit Program:** Strong Families
- Charitable Organization:** Select Charitable Organization...
- Tax Credit Cap Year:** Select Fiscal Year...
- Allocation Type:** Select Allocation Type... (dropdown menu open showing options: Corporate Income Tax, Excise Tax on Liquor Beverages, Excise Tax on Malt Beverages, Excise Tax on Wine Beverages)
- Add Allocation:** Button

10. Enter the amount of expected tax liability you would like to offset with the Strong Families Tax Credit and your corporation's Tax Year Start and End Date. As a reminder, there is an up to ten-year carryforward for unused credits, so there is no need to underestimate your liability.

The screenshot shows the 'Add Allocations' form with the following fields:

- Allocation Type:** Corporate Income Tax
- Allocation Amount:** Required
- Tax Year Start Date:** Required
- Tax Year End Date:** Required
- Add Allocation:** Button

11. Enter your corporation's Business Name and FEIN. If you file Florida corporate income tax/franchise tax return on a consolidated basis, you will need the name and FEIN of the parent company as well.

The screenshot shows the 'Business Information' form with the following fields:

- Business Name:** Required
- Business FEIN:** Required
- Parent Corporation Name:** Optional
- Parent Corporation FEIN:** Optional

STRONG FAMILIES TAX CREDIT

Instructions for corporations to claim the tax credit for the benefit of One More Child.



12. Enter your corporation's Business Address.

Multi Tax Credits Home Page FDOR Home Page

Business Address

Street Address Required

Apt/Suite/Other Optional

City Required

Country USA

State/Region Florida

Postal Code Required

13. Enter your corporation's Business Contact Information.

Multi Tax Credits Home Page FDOR Home Page

Business Contact

First Name Required

Last Name Required

Telephone Number US Required

Email Address Required

14. Enter your corporation's Email Preference.

Multi Tax Credits Home Page FDOR Home Page

Email Authorization

Florida law requires you to authorize the Florida Department of Revenue to respond to you using unencrypted email that does not require additional steps before you can access information in the email. To expedite the processing of your application, you may wish to receive unencrypted email regarding this application. If so, indicate your approval to receive unencrypted email by selecting 'Yes' below, otherwise, select 'No'.

Yes. I authorize the Florida Department of Revenue to send information regarding this application using unencrypted email.

No. I wish to receive encrypted emails from the Florida Department of Revenue. (The software used to encrypt email requires a one-time passcode or a user account.)

15. Enter your Name (must be an officer, owner, or partner) and click "Submit Application".

Multi Tax Credits Home Page FDOR Home Page

Authorization and Signature

I understand that section 402.62, Florida Statutes, requires the Florida Department of Revenue to provide a copy of any approval or denial it issues to this application to the eligible charitable organization indicated in this application. Under penalties of perjury, I declare that I have read this application and the facts stated in it are true

Date 5/7/2024

Officer, Owner, Or Partner Signature Required

Applications Dashboard [Clear & Reset Page](#)

Submit Application

STRONG FAMILIES TAX CREDIT

Instructions for corporations to claim the tax credit for the benefit of One More Child.



16. Once the application has been submitted, return to your dashboard on a daily basis to check the approval status.
17. Once your credit allocation is approved by the Florida DOR, please notify One More Child by emailing kim.bedwell@onemorechild.org with the following information:
 - Business Name
 - Amount Approved
 - Allocation Type (Corporate Income Tax, Premium Insurance, etc.)
18. Congratulations! You may proceed with your donation to One More Child. One More Child will issue you with a Certificate of Contribution with the date and amount of the contribution. Your tax credit can now be claimed.

For more information, visit the [Florida Department of Revenue](#) Strong Families Tax Credit website.